

Signify Classified - Internal
Cooper Lighting Solutions Photometric Lab
1121 Highway 74 South
Peachtree City, GA 30269



Scaled data based on original data using
LM-79-08 Approved Method: Electrical and Photometric Measurements of Solid-
State Lighting Products

Test Report Prepared for
Cooper Lighting Solutions
(formerly Eaton)

Brand: STREETWORKS

Report Number: P867675

Luminaire Tested: **MEM2-HTN-SA-70-722-U-T4W**

Issue Date: 08/21/2024



Test Information

Test Method: LM-79-08
Report Number: P867675
Test Lab: INNOVATION CENTER(G3)
Issue Date: 08/21/2024
Manufacturer: COOPER LIGHTING SOLUTIONS (FORMERLY EATON)
Product Line: STREETWORKS
Catalog Number: MEM2-HTN-SA-70-722-U-T4W
Description: EPIC MODERN TALL HOUSING DISCRETE LED ARRAYS 70W 70CRI 2200K
FIXTURE w/ TYPE IV WIDE DISTRIBUTION OPTIC
Light Source: (20) 2200K CCT, 70 CRI LEDS
Ballast/Driver: ELECTRONIC DRIVER

Summary

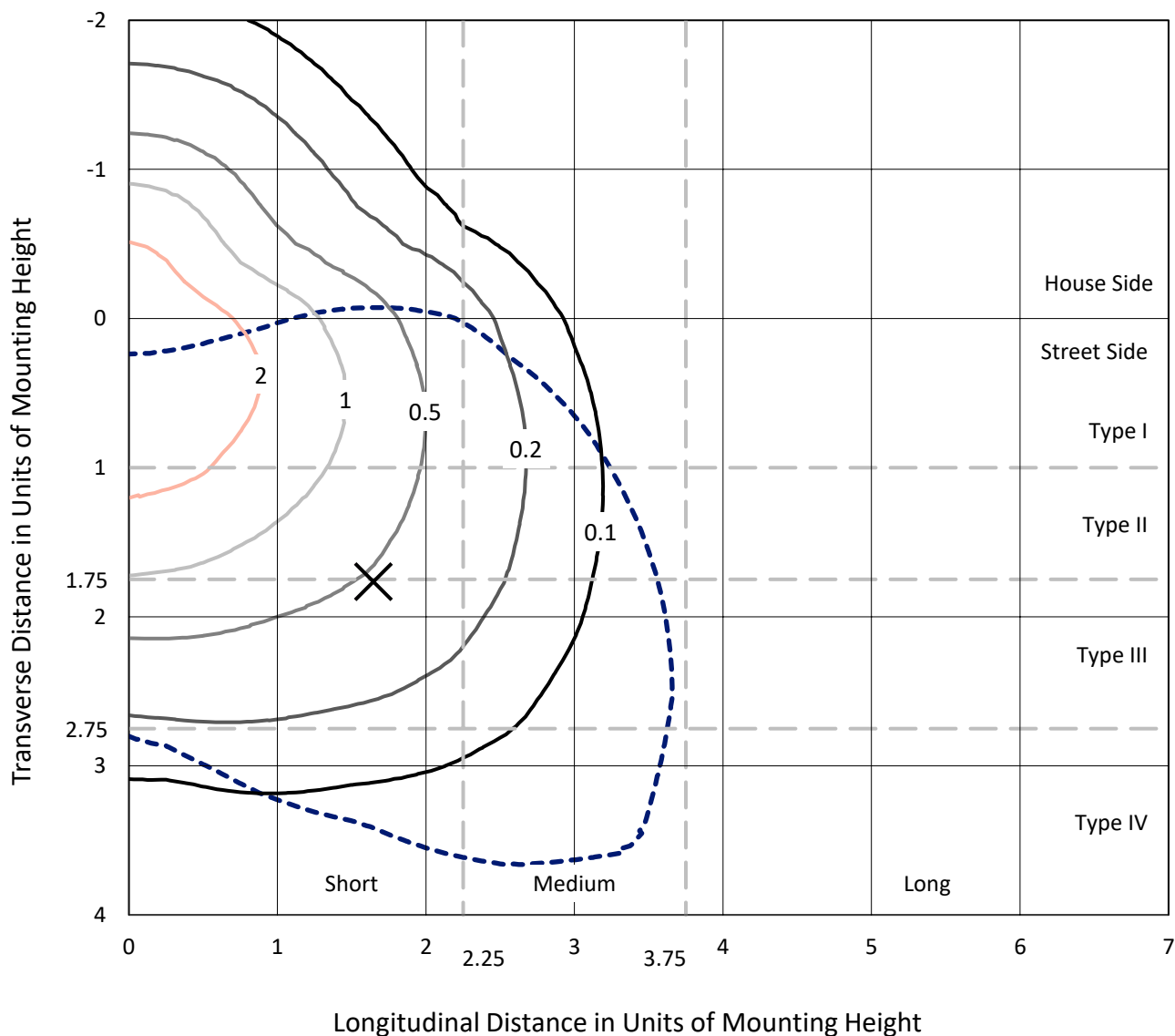
Lumens per Lamp: N/A
Luminaire Lumens: 7918.7 lumens
Efficiency: N/A
Efficacy: 129.8 lumens/watt
Luminous Opening: Rectangular (W 0.67' x L: 0.33' x H: 0')
IES Classification: Type IV - Short
BUG Rating: B2 - U0 - G2

Input Watts (W): 61
Input Voltage (V): 120
Input Current (A_{in}): NR
Voltage Rise (V): NR
Power Factor: 0.99
Total Harmonic Distortion (THDi): 9.89%
Frequency (hertz): 60
Stabilization Time: NR
Operation Time: NR
Ambient Temperature (°C): NR
Test Distance: 24 FT

REPORT NUMBER: P867675
 CATALOG NUMBER: MEM2-HTN-SA-70-722-U-T4W

Iso-Footcandle Lines of Horizontal Illumination

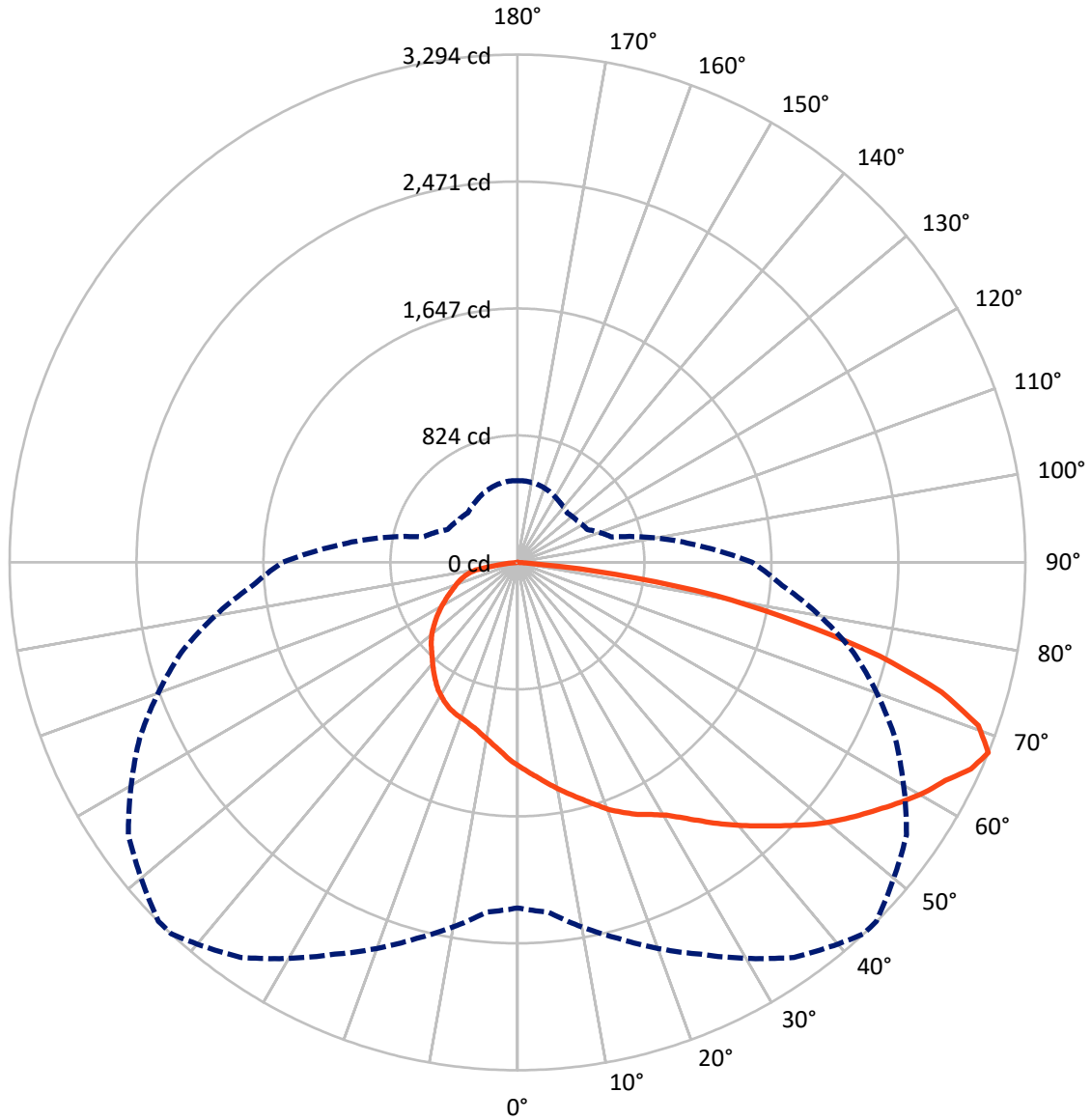
✕ Max cd
 - - - 1/2 Max cd



Based on 20 foot mounting height. Maximum calculated value = 3.8 fc
 Type IV - Short - N/A

REPORT NUMBER: P867675
CATALOG NUMBER: MEM2-HTN-SA-70-722-U-T4W

Luminous Intensity Polar Plot



— Vertical Plane Through 43-Deg Lateral - - - Horizontal Cone Through 67.5-Deg Vertical

REPORT NUMBER: P867675

CATALOG NUMBER: MEM2-HTN-SA-70-722-U-T4W

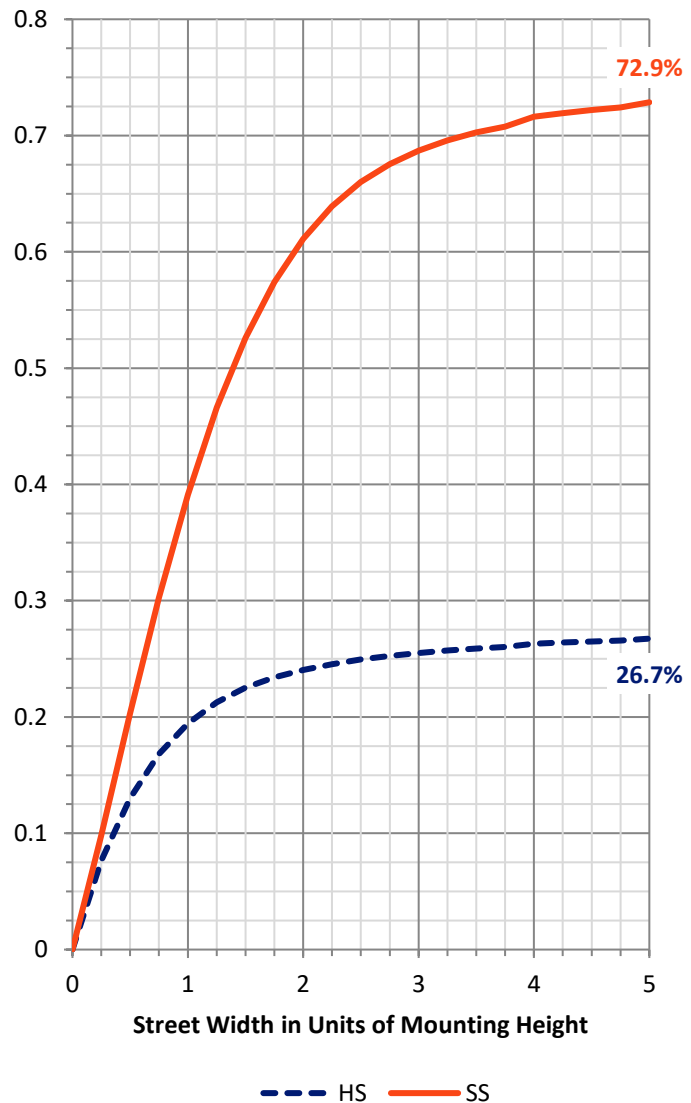
FLUX DISTRIBUTION:

		Downward	Upward	Total
House Side	Lumens	2130.2	0.0	2130.2
	% Fixture	26.9	0.0	26.9
Street Side	Lumens	5788.5	0.0	5788.5
	% Fixture	73.1	0.0	73.1
Total	Lumens	7918.7	0.0	7918.7
	% Fixture	100.0	0.0	100.0

Coefficient of Utilization

ZONAL LUMENS:

Zone	Lumens	% Fixture
0°-10°	126.5	1.6
10°-20°	386.3	4.9
20°-30°	659.1	8.3
30°-40°	961.3	12.1
40°-50°	1291.4	16.3
50°-60°	1580.9	20.0
60°-70°	1663.8	21.0
70°-80°	1086.2	13.7
80°-90°	162.9	2.1
90°-100°	0.0	0.0
100°-110°	0.0	0.0
110°-120°	0.0	0.0
120°-130°	0.0	0.0
130°-140°	0.0	0.0
140°-150°	0.0	0.0
150°-160°	0.0	0.0
160°-170°	0.0	0.0
170°-180°	0.0	0.0
0°-90°	7918.7	100.0
0°-180°	7918.7	100.0



REPORT NUMBER: P867675

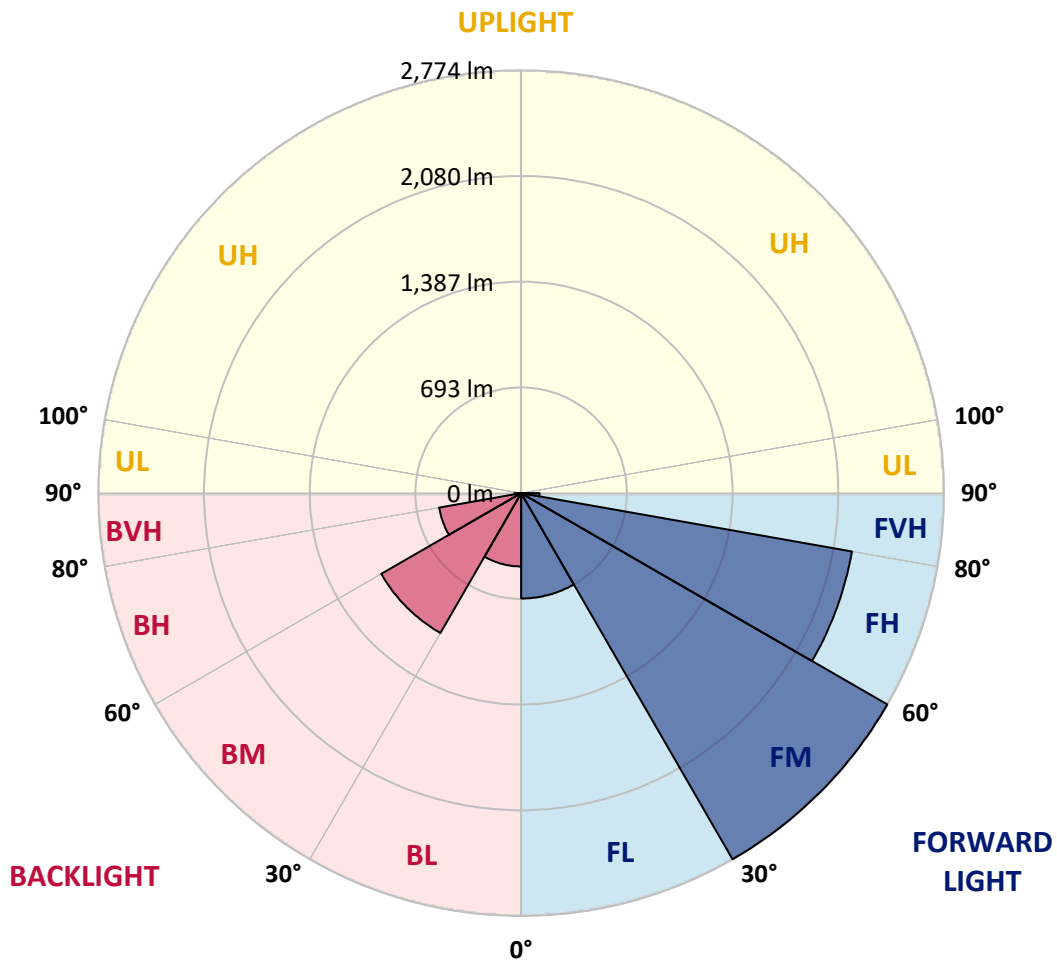
CATALOG NUMBER: MEM2-HTN-SA-70-722-U-T4W

LUMINAIRE CLASSIFICATION SYSTEM LUMEN TABLE AND BUG RATING:

Zone		Lumens	% Fixture	Zone Rating/Lumen Limit		
				B	U	G
FL	(0°-30°)	691.1	8.7			
FM	(30°-60°)	2773.8	35.0			
FH	(60°-80°)	2203.4	27.8			G2/5000
FVH	(80°-90°)	120.2	1.5			G2/225
BL	(0°-30°)	480.9	6.1	B1/500		
BM	(30°-60°)	1059.9	13.4	B2/2500		
BH	(60°-80°)	546.7	6.9	B2/1000		G2/1000
BVH	(80°-90°)	42.7	0.5			G1/100
UL	(90°-100°)	0.0	0.0		U0/0	
UH	(100°-180°)	0.0	0.0		U0/0	

BUG Rating: B2-U0-G2

Type IV Short





REPORT NUMBER: P867675

CATALOG NUMBER: MEM2-HTN-SA-70-722-U-T4W

CANDELA DISTRIBUTION (FULL):

	0°	5°	15°	25°	35°	43°	45°	55°	65°	75°	85°
0°	1321.9	1321.9	1321.9	1321.9	1321.9	1321.9	1321.9	1321.9	1321.9	1321.9	1321.9
2.5°	1382.7	1381.1	1376.3	1373.1	1363.5	1361.9	1361.9	1352.3	1341.1	1334.7	1328.3
5°	1445.2	1437.2	1434.0	1427.6	1411.6	1402.0	1405.2	1387.6	1365.1	1349.1	1331.5
7.5°	1501.3	1498.1	1486.9	1478.9	1459.7	1450.0	1446.8	1419.6	1390.8	1366.7	1337.9
10°	1568.6	1560.6	1554.2	1538.2	1512.5	1498.1	1493.3	1458.1	1421.2	1389.2	1350.7
12.5°	1629.5	1619.9	1611.9	1595.8	1570.2	1546.2	1539.8	1499.7	1453.2	1410.0	1361.9
15°	1676.0	1677.6	1669.6	1655.1	1626.3	1597.5	1592.6	1539.8	1483.7	1430.8	1373.1
17.5°	1719.2	1725.6	1720.8	1711.2	1682.4	1653.5	1648.7	1589.4	1522.1	1454.8	1386.0
20°	1760.9	1760.9	1759.3	1752.9	1732.0	1712.8	1703.2	1643.9	1559.0	1480.5	1403.6
22.5°	1784.9	1791.3	1791.3	1791.3	1778.5	1762.5	1759.3	1701.6	1608.7	1512.5	1419.6
25°	1821.8	1829.8	1829.8	1826.6	1815.4	1810.6	1805.7	1751.3	1656.7	1549.4	1437.2
27.5°	1900.3	1898.7	1885.9	1869.8	1853.8	1852.2	1845.8	1807.3	1712.8	1589.4	1461.3
30°	2009.2	2012.4	1996.4	1946.7	1909.9	1901.9	1903.5	1869.8	1778.5	1635.9	1488.5
32.5°	2175.9	2175.9	2113.4	2049.3	1996.4	1975.6	1970.8	1941.9	1845.8	1687.2	1518.9
35°	2300.8	2296.0	2260.8	2185.5	2119.8	2060.5	2052.5	2014.0	1921.1	1744.9	1552.6
37.5°	2395.4	2405.0	2377.8	2320.1	2256.0	2153.4	2137.4	2082.9	1990.0	1800.9	1586.2
40°	2578.0	2554.0	2488.3	2435.4	2358.5	2244.8	2230.3	2163.0	2060.5	1863.4	1627.9
42.5°	2711.0	2677.4	2602.1	2531.6	2435.4	2336.1	2323.3	2249.6	2142.2	1933.9	1671.2
45°	2901.7	2826.4	2722.2	2659.7	2523.6	2435.4	2419.4	2339.3	2227.1	2009.2	1725.6
47.5°	3085.9	2954.6	2844.0	2815.2	2619.7	2542.8	2530.0	2437.0	2318.5	2090.9	1778.5
50°	3061.9	2975.4	2938.5	2911.3	2703.0	2643.7	2630.9	2536.4	2411.4	2177.5	1831.4
52.5°	3001.0	3009.0	3010.6	2944.9	2781.5	2738.3	2725.4	2643.7	2507.5	2252.8	1882.7
55°	3065.1	3074.7	3073.1	2973.8	2872.8	2832.8	2824.8	2752.7	2600.5	2323.3	1919.5
57.5°	3162.9	3130.8	3126.0	3045.9	2970.6	2933.7	2924.1	2861.6	2679.0	2374.5	1948.3
60°	3180.5	3116.4	3137.2	3061.9	3044.3	3033.1	3029.9	2956.2	2752.7	2416.2	1959.6
62.5°	2983.4	2972.2	3053.9	3023.5	3082.7	3114.8	3116.4	3023.5	2792.7	2432.2	1948.3
65°	2646.9	2691.8	2868.0	2956.2	3140.4	3231.8	3228.5	3063.5	2787.9	2385.8	1879.4
67.5°	2241.6	2276.8	2525.2	2804.0	3127.6	3294.2	3292.6	3081.1	2704.6	2257.6	1724.0
70°	1700.0	1810.6	2163.0	2530.0	2954.6	3170.9	3198.1	2981.8	2513.9	2023.7	1488.5
72.5°	1293.0	1310.6	1736.8	2121.4	2645.3	2877.7	2872.8	2664.6	2195.1	1704.8	1240.1
75°	918.1	956.5	1307.4	1643.9	2167.9	2425.8	2414.6	2185.5	1751.3	1326.7	948.5
77.5°	684.2	698.6	956.5	1219.3	1621.5	1853.8	1849.0	1615.1	1288.2	974.2	706.6
80°	499.9	523.9	689.0	850.8	1099.1	1299.4	1293.0	1071.9	826.8	681.0	515.9
82.5°	280.4	298.0	400.6	514.3	580.0	642.5	615.3	514.3	376.5	293.2	253.2
85°	8.0	9.6	14.4	17.6	30.4	51.3	56.1	49.7	59.3	36.9	40.1
87.5°	3.2	3.2	3.2	3.2	3.2	4.8	4.8	4.8	4.8	4.8	4.8
90°	0.0	0.0	0.0	0.0	0.0	0.0	0.0	0.0	0.0	0.0	0.0



REPORT NUMBER: P867675

CATALOG NUMBER: MEM2-HTN-SA-70-722-U-T4W

CANDELA DISTRIBUTION (continued):

	90°	95°	105°	115°	125°	135°	145°	155°	165°	175°	180°
0°	1321.9	1321.9	1321.9	1321.9	1321.9	1321.9	1321.9	1321.9	1321.9	1321.9	1321.9
2.5°	1325.1	1318.7	1305.8	1297.8	1293.0	1286.6	1277.0	1270.6	1265.8	1272.2	1270.6
5°	1323.5	1310.6	1288.2	1272.2	1256.2	1243.4	1228.9	1217.7	1211.3	1214.5	1212.9
7.5°	1323.5	1307.4	1272.2	1246.6	1222.5	1203.3	1187.3	1172.9	1166.4	1168.0	1166.4
10°	1329.9	1307.4	1261.0	1224.1	1192.1	1169.6	1152.0	1139.2	1134.4	1139.2	1140.8
12.5°	1336.3	1307.4	1251.4	1204.9	1163.2	1139.2	1123.2	1115.2	1118.4	1120.0	1121.6
15°	1339.5	1305.8	1241.7	1182.5	1136.0	1110.4	1100.8	1099.1	1107.2	1115.2	1116.8
17.5°	1347.5	1304.2	1227.3	1160.0	1112.0	1091.1	1086.3	1092.7	1108.8	1120.0	1123.2
20°	1357.1	1307.4	1211.3	1132.8	1087.9	1071.9	1079.9	1094.3	1113.6	1129.6	1132.8
22.5°	1366.7	1309.0	1196.9	1108.8	1062.3	1059.1	1076.7	1097.5	1120.0	1136.0	1139.2
25°	1377.9	1309.0	1177.7	1078.3	1036.7	1041.5	1068.7	1095.9	1116.8	1137.6	1140.8
27.5°	1389.2	1312.2	1156.8	1044.7	1004.6	1019.0	1052.7	1086.3	1108.8	1129.6	1134.4
30°	1408.4	1318.7	1139.2	1015.8	972.6	991.8	1031.9	1070.3	1094.3	1116.8	1121.6
32.5°	1427.6	1328.3	1124.8	985.4	940.5	963.0	1007.8	1051.1	1076.7	1097.5	1100.8
35°	1453.2	1341.1	1113.6	954.9	908.5	926.1	974.2	1022.2	1051.1	1067.1	1075.1
37.5°	1480.5	1358.7	1104.0	927.7	873.2	889.3	940.5	991.8	1022.2	1038.3	1041.5
40°	1514.1	1382.7	1097.5	902.1	839.6	852.4	903.7	959.8	988.6	999.8	1006.2
42.5°	1551.0	1408.4	1092.7	876.4	802.7	815.5	870.0	924.5	953.3	963.0	967.8
45°	1597.5	1442.0	1089.5	849.2	772.3	783.5	838.0	892.5	916.5	929.3	934.1
47.5°	1640.7	1475.7	1079.9	817.2	738.6	754.7	804.3	852.4	879.6	887.7	892.5
50°	1684.0	1504.5	1060.7	781.9	708.2	722.6	767.5	802.7	823.6	833.2	836.4
52.5°	1725.6	1525.3	1030.3	745.0	676.2	685.8	722.6	756.3	770.7	773.9	783.5
55°	1752.9	1536.6	987.0	701.8	644.1	647.3	674.6	705.0	713.0	714.6	714.6
57.5°	1772.1	1530.2	935.7	658.5	612.1	612.1	628.1	652.1	655.3	656.9	660.1
60°	1775.3	1507.7	870.0	618.5	576.8	572.0	588.0	602.4	604.1	607.3	610.5
62.5°	1751.3	1458.1	799.5	580.0	543.2	531.9	546.4	560.8	568.8	573.6	576.8
65°	1677.6	1357.1	719.4	541.6	511.1	491.9	509.5	533.6	549.6	551.2	551.2
67.5°	1523.7	1193.7	634.5	501.5	472.7	455.0	477.5	503.1	522.3	530.3	528.7
70°	1291.4	1012.6	556.0	459.8	434.2	423.0	447.0	475.9	491.9	498.3	501.5
72.5°	1039.9	810.7	487.1	418.2	400.6	394.2	418.2	447.0	469.5	479.1	480.7
75°	809.1	637.7	429.4	374.9	360.5	362.1	387.7	416.6	440.6	445.4	431.0
77.5°	628.1	507.9	374.9	323.7	315.6	326.9	352.5	382.9	397.4	402.2	392.6
80°	453.4	389.3	302.8	254.8	254.8	272.4	294.8	330.1	334.9	328.5	331.7
82.5°	214.7	189.1	149.0	123.4	115.4	128.2	136.2	147.4	160.2	163.4	155.4
85°	28.8	19.2	14.4	16.0	14.4	9.6	6.4	6.4	6.4	4.8	4.8
87.5°	4.8	4.8	3.2	3.2	3.2	3.2	3.2	3.2	1.6	1.6	1.6
90°	0.0	0.0	0.0	0.0	0.0	0.0	0.0	0.0	0.0	0.0	0.0

LM-79-2019: Approved Method: Electrical and Photometric Measurements of Solid-
State Lighting Products

Report Prepared for

Cooper Lighting Solutions

Streetworks

Report Number: SP1-2407-157-2

Test Date: 08/07/2024

Luminaire Tested: MEM2-HTN-SA-40-722-U-5WQ-2

Data in this report applies to families of products including MEM2-HTN-SA-40-722-U-5WQ-2

Test Information

Test Method: LM-79-2019
 Report Number: SP1-2407-157-2
 Test Lab: COOPER LIGHTING SOLUTIONS
 Photometer: SP1 - 76IN SPHERE
 Measurement Geometry: 4π
 Issue Date: 08/20/2024
 Manufacturer: COOPER LIGHTING SOLUTIONS
 Product Line: Streetworks
 Catalog Number: **MEM2-HTN-SA-40-722-U-5WQ-2**
 Description: Epic Modern Light Square 40W 5WQ Optic and Flare Trim

Spectral Parameters

CCT (K): 2253
 CIE u': 0.2868
 CIE v': 0.5332
 Duv: -0.0014
 CIE x: 0.4974
 CIE y: 0.4110
 CIE z: 0.0915
 Peak Wavelength (nm): 603
 Dominant Wavelength (nm): 587
 Purity: 72.69432
 Rf: 76.9
 Rg: 92.7

CRI (Ra):	70.6		
R1:	68.4	R9:	-36.0
R2:	88.7	R10:	78.2
R3:	85.4	R11:	61.0
R4:	63.5	R12:	74.2
R5:	69.0	R13:	72.8
R6:	88.9	R14:	92.2
R7:	68.5	R15:	58.0
R8:	32.0		



Test Conditions

Stabilization Time: 29M
 Operation Time: 1H 29M
 Sphere Temperature (°C): 24.1

REPORT NUMBER: SP1-2407-157-2

Measurement and Test Equipment			
Instrument	Identification Number	Calibration Date	Calibration Due Date
Photometer	IN0058	6/18/2024	12/18/2024
Power Meter	INXT2011004	2/8/2024	2/8/2025
AC Power Source	IN0063	10/24/2023	10/24/2024
DC Power Source	IN0208	10/24/2023	10/24/2024
Sphere Thermometer	IN0085	10/24/2023	10/24/2024
Room Thermometer	IN0046	10/24/2023	10/24/2024

REPORT NUMBER: SP1-2407-157-2

CIE 1931 Chromaticity Diagram



CIE 1931 Chromaticity Diagram with 2017 ANSI 7-Step and 4-Step Quadrangles



Point lies inside the ANSI 2200K 4-step quadrangle

REPORT NUMBER: SP1-2407-157-2

Photopic Flux vs. Wavelength



Photopic Lumens: NR

λ (nm)	Power W [^] /nm	Lumens (ϕ /nm)	λ (nm)	Power W [^] /nm	Lumens (ϕ /nm)	λ (nm)	Power W [^] /nm	Lumens (ϕ /nm)	λ (nm)	Power W [^] /nm	Lumens (ϕ /nm)	λ (nm)	Power W [^] /nm	Lumens (ϕ /nm)
360	0	NR	490	117	NR	620	896	NR	750	20	NR	880	0	NR
365	0	NR	495	137	NR	625	838	NR	755	17	NR	885	0	NR
370	0	NR	500	160	NR	630	774	NR	760	14	NR	890	0	NR
375	0	NR	505	183	NR	635	704	NR	765	12	NR	895	0	NR
380	0	NR	510	202	NR	640	635	NR	770	10	NR	900	0	NR
385	0	NR	515	219	NR	645	565	NR	775	9	NR	905	0	NR
390	0	NR	520	235	NR	650	501	NR	780	7	NR	910	0	NR
395	0	NR	525	249	NR	655	440	NR	785	6	NR	915	0	NR
400	0	NR	530	263	NR	660	383	NR	790	5	NR	920	0	NR
405	0	NR	535	281	NR	665	332	NR	795	5	NR	925	0	NR
410	1	NR	540	302	NR	670	286	NR	800	4	NR	930	0	NR
415	3	NR	545	331	NR	675	245	NR	805	3	NR	935	0	NR
420	6	NR	550	366	NR	680	210	NR	810	3	NR	940	0	NR
425	12	NR	555	411	NR	685	178	NR	815	3	NR	945	0	NR
430	21	NR	560	469	NR	690	152	NR	820	2	NR	950	0	NR
435	38	NR	565	536	NR	695	129	NR	825	2	NR	955	0	NR
440	66	NR	570	614	NR	700	109	NR	830	2	NR	960	0	NR
445	122	NR	575	701	NR	705	92	NR	835	1	NR	965	0	NR
450	215	NR	580	785	NR	710	77	NR	840	1	NR	970	0	NR
455	236	NR	585	863	NR	715	66	NR	845	1	NR	975	0	NR
460	170	NR	590	928	NR	720	55	NR	850	1	NR	980	0	NR
465	148	NR	595	971	NR	725	47	NR	855	1	NR	985	0	NR
470	132	NR	600	994	NR	730	40	NR	860	1	NR	990	0	NR
475	104	NR	605	996	NR	735	33	NR	865	1	NR	995	0	NR
480	97	NR	610	979	NR	740	28	NR	870	1	NR	1000	0	NR
485	105	NR	615	943	NR	745	24	NR	875	0	NR			

REPORT NUMBER: SP1-2407-157-2

Scotopic Flux vs. Wavelength



Scotopic Lumens: NR

S/P: 0.96

λ (nm)	Power W [^] /nm	Lumens (φ/nm)	λ (nm)	Power W [^] /nm	Lumens (φ/nm)	λ (nm)	Power W [^] /nm	Lumens (φ/nm)	λ (nm)	Power W [^] /nm	Lumens (φ/nm)	λ (nm)	Power W [^] /nm	Lumens (φ/nm)
360	0	NR	490	117	NR	620	896	NR	750	20	NR	880	0	NR
365	0	NR	495	137	NR	625	838	NR	755	17	NR	885	0	NR
370	0	NR	500	160	NR	630	774	NR	760	14	NR	890	0	NR
375	0	NR	505	183	NR	635	704	NR	765	12	NR	895	0	NR
380	0	NR	510	202	NR	640	635	NR	770	10	NR	900	0	NR
385	0	NR	515	219	NR	645	565	NR	775	9	NR	905	0	NR
390	0	NR	520	235	NR	650	501	NR	780	7	NR	910	0	NR
395	0	NR	525	249	NR	655	440	NR	785	6	NR	915	0	NR
400	0	NR	530	263	NR	660	383	NR	790	5	NR	920	0	NR
405	0	NR	535	281	NR	665	332	NR	795	5	NR	925	0	NR
410	1	NR	540	302	NR	670	286	NR	800	4	NR	930	0	NR
415	3	NR	545	331	NR	675	245	NR	805	3	NR	935	0	NR
420	6	NR	550	366	NR	680	210	NR	810	3	NR	940	0	NR
425	12	NR	555	411	NR	685	178	NR	815	3	NR	945	0	NR
430	21	NR	560	469	NR	690	152	NR	820	2	NR	950	0	NR
435	38	NR	565	536	NR	695	129	NR	825	2	NR	955	0	NR
440	66	NR	570	614	NR	700	109	NR	830	2	NR	960	0	NR
445	122	NR	575	701	NR	705	92	NR	835	1	NR	965	0	NR
450	215	NR	580	785	NR	710	77	NR	840	1	NR	970	0	NR
455	236	NR	585	863	NR	715	66	NR	845	1	NR	975	0	NR
460	170	NR	590	928	NR	720	55	NR	850	1	NR	980	0	NR
465	148	NR	595	971	NR	725	47	NR	855	1	NR	985	0	NR
470	132	NR	600	994	NR	730	40	NR	860	1	NR	990	0	NR
475	104	NR	605	996	NR	735	33	NR	865	1	NR	995	0	NR
480	97	NR	610	979	NR	740	28	NR	870	1	NR	1000	0	NR
485	105	NR	615	943	NR	745	24	NR	875	0	NR			

REPORT NUMBER: SP1-2407-157-2

Melanopic Flux vs. Wavelength



Melanopic Lumens: NR

M/P: 1.71

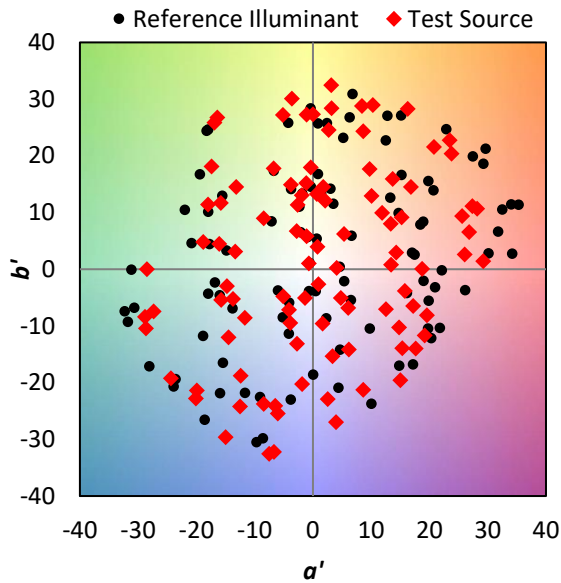
λ (nm)	Power W ² /nm	Lumens (φ/nm)	λ (nm)	Power W ² /nm	Lumens (φ/nm)	λ (nm)	Power W ² /nm	Lumens (φ/nm)	λ (nm)	Power W ² /nm	Lumens (φ/nm)	λ (nm)	Power W ² /nm	Lumens (φ/nm)
360	0	NR	490	117	NR	620	896	NR	750	20	NR	880	0	NR
365	0	NR	495	137	NR	625	838	NR	755	17	NR	885	0	NR
370	0	NR	500	160	NR	630	774	NR	760	14	NR	890	0	NR
375	0	NR	505	183	NR	635	704	NR	765	12	NR	895	0	NR
380	0	NR	510	202	NR	640	635	NR	770	10	NR	900	0	NR
385	0	NR	515	219	NR	645	565	NR	775	9	NR	905	0	NR
390	0	NR	520	235	NR	650	501	NR	780	7	NR	910	0	NR
395	0	NR	525	249	NR	655	440	NR	785	6	NR	915	0	NR
400	0	NR	530	263	NR	660	383	NR	790	5	NR	920	0	NR
405	0	NR	535	281	NR	665	332	NR	795	5	NR	925	0	NR
410	1	NR	540	302	NR	670	286	NR	800	4	NR	930	0	NR
415	3	NR	545	331	NR	675	245	NR	805	3	NR	935	0	NR
420	6	NR	550	366	NR	680	210	NR	810	3	NR	940	0	NR
425	12	NR	555	411	NR	685	178	NR	815	3	NR	945	0	NR
430	21	NR	560	469	NR	690	152	NR	820	2	NR	950	0	NR
435	38	NR	565	536	NR	695	129	NR	825	2	NR	955	0	NR
440	66	NR	570	614	NR	700	109	NR	830	2	NR	960	0	NR
445	122	NR	575	701	NR	705	92	NR	835	1	NR	965	0	NR
450	215	NR	580	785	NR	710	77	NR	840	1	NR	970	0	NR
455	236	NR	585	863	NR	715	66	NR	845	1	NR	975	0	NR
460	170	NR	590	928	NR	720	55	NR	850	1	NR	980	0	NR
465	148	NR	595	971	NR	725	47	NR	855	1	NR	985	0	NR
470	132	NR	600	994	NR	730	40	NR	860	1	NR	990	0	NR
475	104	NR	605	996	NR	735	33	NR	865	1	NR	995	0	NR
480	97	NR	610	979	NR	740	28	NR	870	1	NR	1000	0	NR
485	105	NR	615	943	NR	745	24	NR	875	0	NR			

Summary

$R_f = 76.9$
 $R_g = 92.7$
 CIE $R_a = 70.6$
 $R_9 = -36.0$



Color Vector Graphics



Individual Sample Fidelity Index ($R_{f,i}$)

CES01 = 87	CES26 = 76	CES51 = 88	CES76 = 78
CES02 = 65	CES27 = 94	CES52 = 85	CES77 = 75
CES03 = 32	CES28 = 93	CES53 = 80	CES78 = 79
CES04 = 72	CES29 = 81	CES54 = 86	CES79 = 82
CES05 = 51	CES30 = 91	CES55 = 83	CES80 = 81
CES06 = 52	CES31 = 83	CES56 = 77	CES81 = 51
CES07 = 44	CES32 = 75	CES57 = 75	CES82 = 92
CES08 = 42	CES33 = 88	CES58 = 76	CES83 = 88
CES09 = 29	CES34 = 88	CES59 = 84	CES84 = 90
CES10 = 79	CES35 = 94	CES60 = 91	CES85 = 65
CES11 = 62	CES36 = 90	CES61 = 82	CES86 = 48
CES12 = 68	CES37 = 97	CES62 = 91	CES87 = 76
CES13 = 45	CES38 = 98	CES63 = 86	CES88 = 78
CES14 = 75	CES39 = 97	CES64 = 70	CES89 = 61
CES15 = 72	CES40 = 94	CES65 = 71	CES90 = 80
CES16 = 48	CES41 = 95	CES66 = 71	CES91 = 80
CES17 = 51	CES42 = 89	CES67 = 70	CES92 = 51
CES18 = 57	CES43 = 80	CES68 = 74	CES93 = 68
CES19 = 74	CES44 = 99	CES69 = 84	CES94 = 44
CES20 = 68	CES45 = 83	CES70 = 72	CES95 = 66
CES21 = 88	CES46 = 81	CES71 = 75	CES96 = 75
CES22 = 81	CES47 = 88	CES72 = 89	CES97 = 76
CES23 = 92	CES48 = 73	CES73 = 68	CES98 = 72
CES24 = 92	CES49 = 82	CES74 = 85	CES99 = 63
CES25 = 73	CES50 = 87	CES75 = 80	



Color Rendition by Hue-Angle Bin



Measure Comparisons



(END OF REPORT)